



KT-PLED40-22-8XX-VDIM/ G2

LED PANEL LIGHT

DESCRIPTION

2' x 2' LED Panel Light | 40W Family | 120–277V Input | 0–10V Dimming



PRODUCT FEATURES

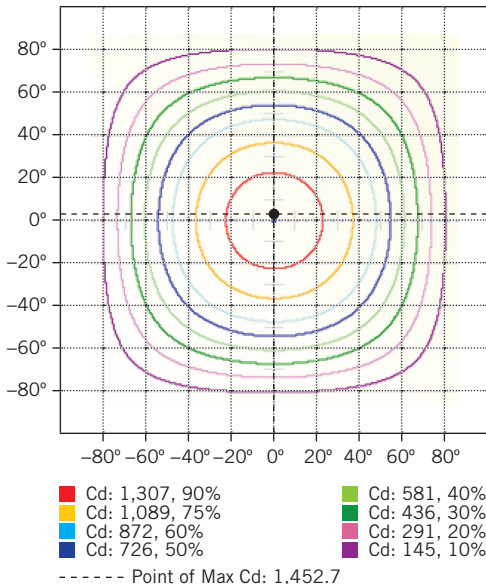
- Low-profile architectural grade design
- Fits standard T-grid ceilings
- Suitable for surface or suspension mount with optional accessories
- High-quality acrylic-based light guide plate offers optimal light diffusion with no risk of yellowing over product lifetime
- Powered by Keystone 0–10V dimming LED driver with built-in junction box
- Compatible with Keystone SmartSafe emergency LED drivers; KT-EMRG-LED-5-500-EN /DF or KT-EMRG-LED-12-1200-EN /DF are optimal for fixture level installation; mounting kit KT-PLED-EM-BR-KIT required (sold separately)
- 50,000 hour rated life
- Over 50% energy savings as compared to traditional fluorescent troffers
- LED color binning within 4 SDCM ensures supreme color consistency between all panels
- Operating temperature range: –20°C/–4°F to 40°C/104°F
- Suitable for damp locations

PERFORMANCE SPECIFICATIONS

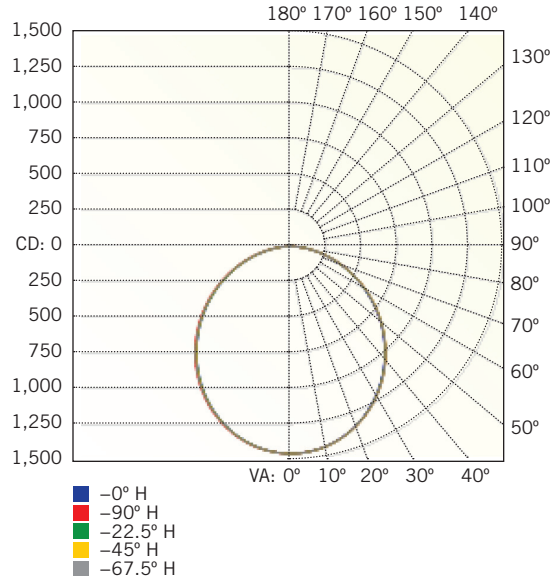
Catalog Number	Input Voltage	Wattage	Color Temperature	Lumen Output	CRI	Power Factor	Efficacy	Lifetime
KT-PLED40-22-830-VDIM /G2	120–277V	40W	3000K	4,000	>81.4	>0.9	100 lm/W	50,000 Hours
KT-PLED40-22-835-VDIM /G2	120–277V	40W	3500K	4,050	>81.4	>0.9	101 lm/W	50,000 Hours
KT-PLED40-22-840-VDIM /G2	120–277V	40W	4000K	4,100	>81.4	>0.9	103 lm/W	50,000 Hours
KT-PLED40-22-850-VDIM /G2	120–277V	40W	5000K	4,150	>81.4	>0.9	104 lm/W	50,000 Hours

PHOTOMETRIC SPECIFICATIONS

ISO CANDELA PLOT



POLAR CANDELA PLOT



ZONAL LUMEN SUMMARY

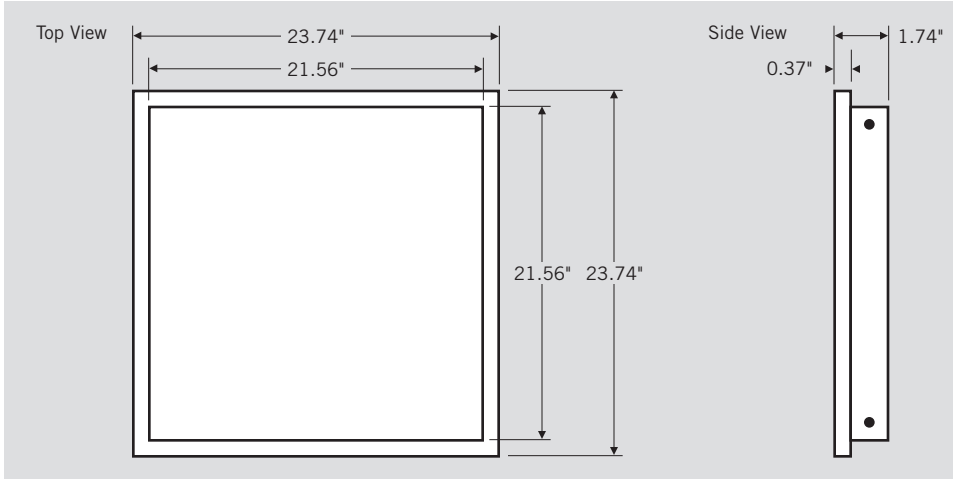
Zone	Lumens	% Luminaire
0–30	1,117.2	27.9%
0–40	1,818.1	45.3%
0–60	3,174.6	79.2%
60–90	835.3	20.8%
70–100	351.4	8.8%
90–120	0	0%
0–90	4,009.9	100%
90–180	0.9	0%
0–180	4,010.8	100%



KT-PLED40-22-8XX-VDIM/ G2

LED PANEL LIGHT

PHYSICAL SPECIFICATIONS



WEIGHT INFORMATION

1 Piece	1 Carton
7.50 lb.	17.81 lb.

ACCESSORIES (SOLD SEPARATELY)

Accessory	Catalog Number	Description
Cable Hanging Kit	KT-PLED-CABLE-KIT	Cable hanging kit for LED panel lights (includes 3 cable sets)
Surface Mount Kit	KT-PLED-SM-22-KIT	Surface mount kit for (1) 2' x 2' LED panel light
SmartSafe Emergency Battery Backup	KT-EMRG-LED-5-500-EN /DF	5W, 500 lumen SmartSafe emergency battery back-up with dual flex cables
	KT-EMRG-LED-12-1200-EN /DF	12W, 1200 lumen SmartSafe emergency battery back-up with dual flex cables for remote mounting only
Emergency LED Backup Mounting Kit	KT-PLED-EM-BR-KIT	Bracket kit for mounting emergency LED backup to LED panel lights; designed for use with KT-EMRG-LED-5-500-EN /DF and KT-EMRG-LED-12-1200-EN /DF

CATALOG NUMBER BREAKDOWN

KT-PLED40-22-8XX-VDIM /G2

1	2	3	4	5	6	7	8
---	---	---	---	---	---	---	---

- 1 Keystone Technologies
- 2 Panel Light LED Fixture
- 3 Wattage
- 4 2' x 2' Nominal Size
- 5 800 Series
- 6 Color Temperature
- 7 0-10V Dimming
- 8 Second Generation